

Neck pain



**VERSUS
ARTHRITIS**

WE ARE VERSUS ARTHRITIS

We're the 10 million people living with arthritis. We're the carers, researchers, health professionals, friends and parents all united in our ambition to ensure that one day, no one will have to live with the pain, fatigue and isolation that arthritis causes.

We understand that every day is different. We know that what works for one person may not help someone else. Our information is a collaboration of experiences, research and facts. We aim to give you everything you need to know about your condition, the treatments available and the many options you can try, so you can make the best and most informed choices for your lifestyle.

We're always happy to hear from you whether it's with feedback on our information, to share your story, or just to find out more about the work of Versus Arthritis. Contact us at content@versusarthritis.org

Contents

What is neck pain?	4
What causes neck pain?	4
How is the neck structured?	6
What are the symptoms of neck problems?	9
Conditions related to neck pain	11
Should I see a doctor?	16
What can I do to help myself?	16
Why does neck pain become persistent?	24
What if neck pain is affecting my work?	26
How are neck problems diagnosed?	27
What treatments are there for neck pain?	27
What other help is available?	32
Research and new developments	34
Glossary	34
Useful addresses	37
Stretching and strengthening exercises	38
Where can I find out more?	40
Talk to us	41

Words shown **in bold** are explained in the glossary on p.32.

What is neck pain?

Neck pain is a very common problem but does not usually have a serious medical cause. In this booklet we'll explain what causes neck pain and how it can be treated. We'll also look at what you can do to help yourself and suggest where you can find out more.

What causes neck pain?

Neck pain is very common and most of us will have it at some point in our lives. Usually, neck pain is the result of holding your neck in the same position for too long. However, other things can also cause or contribute to neck pain, such as:

- worry or stress
- sleeping awkwardly
- an accident, which can cause whiplash
- a sprain or a strain
- a flare-up of cervical **spondylosis**, which can happen as the discs and joints in the spine age.

Many people develop a stiff and painful neck for no obvious reason. It may happen after sitting in a draught or after a minor twisting injury, for example while gardening. This is called non-specific neck pain. This is the most common type of neck pain and usually disappears after a few days, providing you keep gently moving your neck and rest when you need to.

You can often manage short spells of neck pain yourself using over-the-counter painkillers and gentle stretches. However, if your neck problem persists or significantly affects your everyday activities then it's sensible to see a doctor or other healthcare professional.

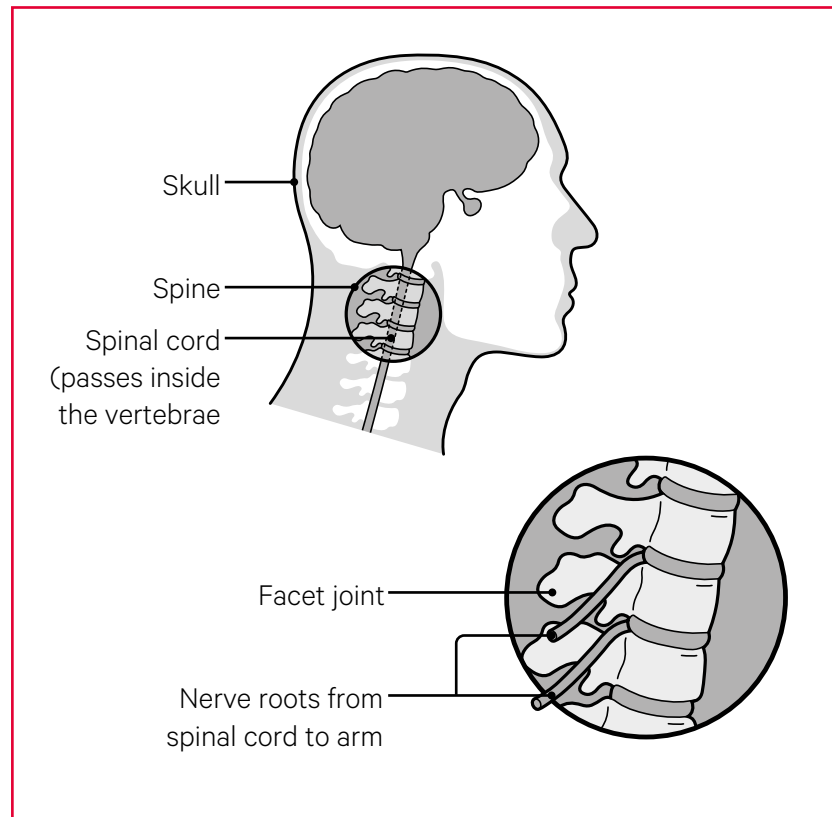


How is the neck structured?

Your neck and back are made up of small bones called vertebrae (see Figure 1). These are stacked on top of each other to form the spinal column.

The spinal column supports your head and protects the spinal cord. This is the main structure which links the network of nerves throughout your body. Messages travel along this network sending sensations, such as pain, to your brain.

Figure 1. Structure of the head and neck



The top seven bones in the spinal column form your neck, and these are called the cervical vertebrae. The bones are linked together by facet joints. These are small joints between your vertebrae that, together with your neck muscles, allow you to move your head in any direction.

Between the vertebrae are discs of **cartilage**. The discs act as shock absorbers and give the spine its flexibility. A slipped disc occurs when one of these discs slips slightly out of its natural position in the spine.



What are the symptoms of neck problems?

The most common symptoms are:

Pain and stiffness

- You may feel pain in the middle or on either side of your neck, but it may also extend to the shoulder or to the upper chest.
- You may have pain or weakness in your arms.
- You may have tension headaches, where the pain can travel to the back of your head and sometimes into your ear or behind your eye.
- It may be painful to move your neck and your muscles may feel tight, especially if you've been sitting or sleeping in one position for a long time.
- You may notice that your neck won't turn as far as it normally does, for example when you try to look over your shoulder while reversing the car.

If you have pain and stiffness in the neck that came on quickly, possibly overnight, and you have difficulty lifting both arms over your head, this could be a sign of a condition called polymyalgia rheumatica (PMR). It's an inflammatory condition of the muscles and it's more common in people over the age of 65. If you think you have this condition, you should see a doctor as soon as possible.

Numbness or tingling

A nerve can become pinched when the muscles, bones or tissues surrounding it apply too much pressure. As a result, you may feel numbness, pins and needles or a tingling sensation that can be felt down your arm, sometimes right down to your fingers.

You'll find that numbness and tingling will go away once the problem resolves itself. However, if your symptoms are severe, talk to your doctor; they may be able to prescribe drugs that target the pinched nerve, such as gabapentin or pregabalin.



Clicking and grating noises

You may hear or feel clicking or grating as you move your head. This is called crepitus, and it can be caused by air bubbles popping, or tissues and bones moving over each other, in the joint. Other joints often do this too, but noises from your neck usually seem louder because they're happening closer to your ears. You may also find they're more noticeable at night. While this is a common symptom and can sound alarming, it's not serious.

Dizziness and blackouts

If you feel dizzy when looking up or turning your head, this may be due to pinching of the arteries that run alongside the spine, otherwise known as vertebral arteries. This can sometimes happen as a result of changes in the vertebrae. Pinching of these vertebral arteries can occasionally cause blackouts as the blood flow is temporarily reduced. However, blackouts can have other causes so it's important to seek medical advice if this is happening to you.

Muscle spasms

Muscle spasms are the sudden stiffening of a muscle or groups of muscles in your body. Often there is no known cause and they can be very unpleasant. When it occurs in the neck it usually causes pain and stiffness down one side, which can make it difficult to turn your head.

It usually only lasts a few hours or days, although rarely it may continue for several weeks. You can try to ease the pain at home with gentle stretches, over-the-counter painkillers as well as heat or ice packs. People with muscle spasms report that applying heat is particularly soothing.

Other symptoms

If you have long-lasting neck pain and stiffness, particularly if your sleep is disturbed, then you may feel very tired and, not surprisingly, you may start to feel rather down or low in mood. Talking about your pain with friends, family or your doctor may help.

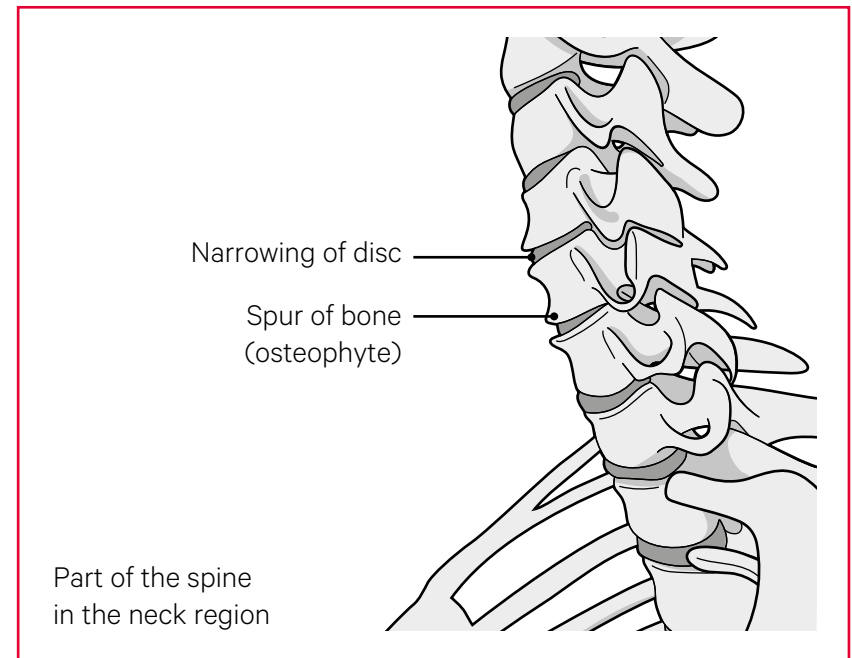
Conditions related to neck pain

Cervical spondylosis

Spondylosis is quite normal as you get older and happens when the bones and discs in your spine change as they age. It's caused by your body naturally adapting to the everyday use that occurs over many years.

In spondylosis, small lumps of new bone, called **osteophytes**, grow at the edges of the vertebrae and the facet joints. Over some time, the discs in your spine can also start to become thinner (see figure 2). These changes can be seen in x-rays and when they happen in the neck it's known as cervical spondylosis. They may also occur at the bottom of the spine, where they're known as lumbar spondylosis.

Figure 2. Cervical spondylosis



Neck pain information booklet

Spondylosis shouldn't affect your everyday life, if you do the right exercises, seek advice from your doctor and look after your general wellbeing, then your symptoms are more likely to improve. Almost everyone will have spondylosis somewhere in the spine at some point in their life and often it doesn't cause any pain at all.

Although spondylosis doesn't always cause pain, it may increase the risk of having spells of neck pain. However, because neck pain tends to come and go over several weeks, it's not usually possible to identify spondylosis as a direct cause.

Occasionally, if you have spondylosis:

- You may feel pain or numbness. This occurs if the nerves are irritated or pinched, either by bulging discs or osteophytes.
- You may have blackouts or dizziness. This happens if the vertebral artery is pinched, as it controls the blood supply to your brain.



To ease the pain, try to go about your daily activities as usual. Improving your posture and performing regular neck exercises can also help. If you have long-term pain, your doctor may want to prescribe painkillers or drugs that relax the muscle, however muscle relaxants are rarely offered for more than a few days at a time. In rare cases, where there's a problem with your spinal cord or a nerve is being pinched by a slipped disc, surgery may be considered to relieve the nerve pain.

Spondylosis shouldn't be confused with **ankylosing spondylitis**, where **inflammation** of the spine leads to a build-up of calcium on the bones, causing pain and stiffness.

Whiplash

Whiplash occurs when your head is jerked violently forwards, backwards or sideways. This happens most commonly in car accidents and sports injuries. The pain is caused by the unnatural stretching of the tissues that hold the bones of your neck in place. There's often a delay of 24-48 hours before you feel any pain or stiffness from whiplash.

Although whiplash can badly strain your neck, seat belts and properly adjusted headrests in cars help to prevent serious injuries. Try to ensure that your headrest, and that of everyone else in the car, isn't too low or pushed too far back.

Most whiplash improves within a few days or weeks. Make sure you go about your normal daily activities and keep your neck mobile. You can take painkillers, such as paracetamol, and you can try **physiotherapy** or gentle exercises to prevent long-term problems and get you back to normal as soon as possible. Try to avoid using soft collars that prevent your neck from moving, as these can actually slow down your rate of recovery. If your pain lasts a long time, you may be referred for specialist treatment and support at an NHS pain clinic.

Neck pain information booklet

Tension

Most of your muscles relax completely when they're not being used, but some muscles have to work all the time in order to keep your body upright. Muscles at the back of your neck must always be active, otherwise your head would fall forwards when you're sitting or standing. When you're worried or stressed you often tighten these muscles even more, which can cause neck pain and tension headaches. Tension headaches are very common and are sometimes wrongly called migraines.

Relaxation techniques are often a good way to treat tension. You might want to try meditating or joining a class that promotes mindfulness or self-awareness, such as yoga, t'ai chi and **Pilates**.

Slipped discs

A slipped or bulging disc occurs when the cartilage that cushions the vertebrae in the spine pushes out. Although discs are designed to move, occasionally they slip or bulge out of their normal position. If a slipped disc is pressing on a nerve, the neck pain you feel can be accompanied by:

- pain radiating down one or both arms
- numbness
- pins and needles
- weakness.

This will often settle by itself or following self-help treatments, but occasionally you may need further treatment, especially if symptoms persist after several weeks.

Try to keep active and gradually increase the amount of exercise you do. You can also take **non-steroidal anti-inflammatory drugs (NSAIDs)**, such as ibuprofen, and painkillers, such as paracetamol. NSAIDs aren't suitable for everyone, so speak to a pharmacist if you're unsure.

In some cases, your doctor may want to prescribe something stronger or ask you to have an MRI scan. It's unlikely that you'll need surgery for a slipped disc.

Stenosis and myelopathy

Rarely, disc bulges and osteophytes can cause narrowing of the spinal canal, which is called spinal stenosis. This can affect the spinal cord and cause weakness in arms and legs, a condition known as myelopathy.

As with most neck pain conditions, you should try to remain active. Over-the-counter painkillers are also often suitable to manage the pain. However, symptoms associated with myelopathy and stenosis can progress. It is therefore important to let your doctor know whether you are experiencing any symptoms which could be a sign of nerve problems; including walking difficulties, falls or clumsiness. Your doctor may send you for an MRI scan or refer you to a specialist.



Should I see a doctor?

If your neck pain lasts more than a few days, you should see a healthcare professional. You should also speak to them if you:

- have symptoms other than pain and stiffness
- have pain, tingling, numbness or weakness in your arms or legs
- have sudden severe pain after a fall or injury
- suddenly develop neck stiffness along with difficulty lifting both arms above your head.

Some rare causes of neck pain include:

- a fracture
- an infection
- a tumour
- inflammation - which can happen in ankylosing spondylitis or meningitis.

If you suspect you have any of the above, see your doctor urgently.

What can I do to help myself?

Painkillers

Painkillers such as paracetamol will often help. It's best to take them before the pain becomes very bad, but you shouldn't take them more often than prescribed.

Over-the-counter non-steroidal anti-inflammatory drugs, such as ibuprofen, can also help. You can use these for a short course of treatment (about 5–10 days), but if they've not helped within this time then they're unlikely to. If the pain returns when you stop taking the tablets, try another short course. You can rub anti-inflammatory gels or creams onto tender areas if you prefer.

NSAIDs can interact with other drugs such as warfarin, so it's best to check with a pharmacist before you start taking them.



Neck pain information booklet

You shouldn't take ibuprofen or aspirin if you're pregnant, if you have asthma, a stomach ulcer or any heart problems, until you've spoken with your doctor or pharmacist.

Exercise

You may find a short period of rest is helpful initially to ease the pain and discomfort. But to prevent your neck muscles becoming weaker and your joints from stiffening, you should rest for as short a time as possible and certainly no more than a day or two. As soon as possible, start some gentle stretches and neck movements, as these can help the muscles and **ligaments** to relax and ease your pain and stiffness. You might want to consider seeing a physiotherapist as they can give you advice on some of the best exercises to do for your condition.



There are some simple stretching and strengthening exercises near the back of this booklet. If you do these every day, they will increase the strength of your muscles, ease stiffness, and help to restore your range of movement and get your neck back to normal. Start by exercising very gently and gradually build up how much you do.

As with any physical activity, some aches or discomfort during or following exercise are normal and should be expected. But if an exercise makes your symptoms significantly worse you should stop doing it.

It's also important to find some form of exercise that you enjoy and to keep doing it. Walking, swimming, and exercise classes such as yoga or Pilates are all popular and will help with your general health and fitness.

Relaxation

Stress can make neck pain worse. One way of reducing the effects of stress is to learn how to relax your neck muscles. Aim for a balance between relaxation and exercise.

There are many relaxation, meditation or mindfulness tapes, CDs and MP3 downloads available. Your doctor or physiotherapist may be able to offer you some. If not, they're also available to buy online and from high-street shops.

Using heat and ice packs

Applying a heat pack to your neck can help to ease pain. You can use a microwavable wheat bag, a hot-water bottle or a reusable heat pad; which you can buy from chemists and sports shops. An ice pack, or even a bag of frozen peas, can also be helpful.

Make sure you wrap heat or ice packs in a towel and don't put them directly onto your neck to avoid burning or irritating your skin. You might want to consider applying a heat pack to your neck before and after exercise to help soothe the muscles.

Neck pain information booklet

Massage

Gentle massage of your neck muscles, particularly with aromatic oils, often helps. However, you should discuss the use of these oils with a healthcare professional as they won't be suitable for everybody. You should be particularly careful if you're pregnant or have a condition such as epilepsy.

Rubbing the area with ointments and creams can also help by reducing pain and producing a feeling of warmth. Some over-the-counter ointments contain capsaicin. This is an extract of the pepper plant that can be used as a painkiller. A similar but stronger preparation is available on prescription.

Posture

Pain and stiffness can be caused by:

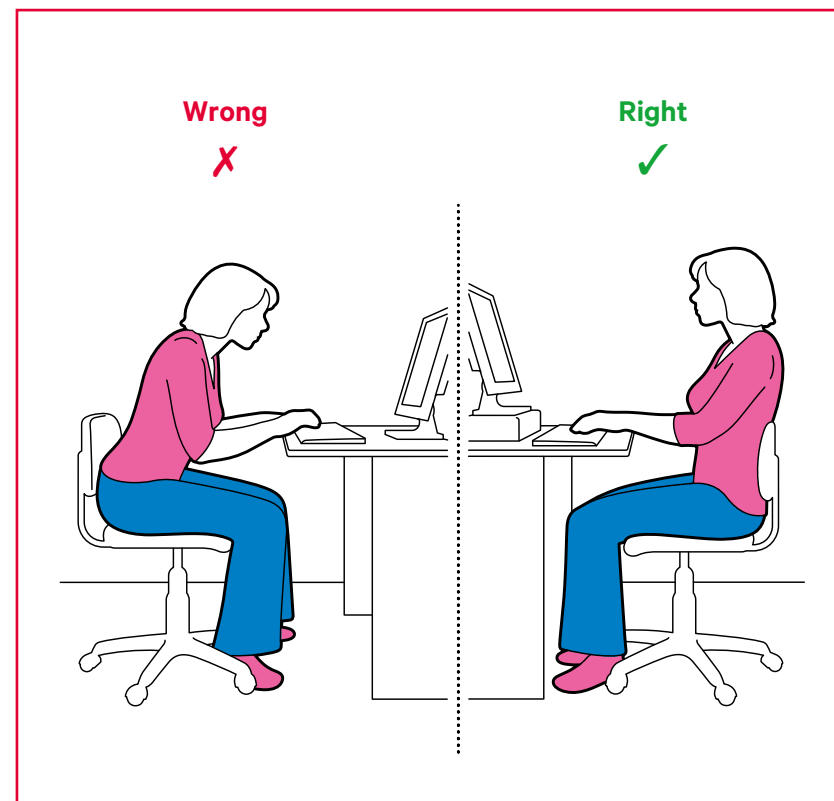
- poor standing posture
- staying in the same position for too long
- a bed that's too soft or too hard
- a pillow that is uncomfortably soft or hard
- poor posture at work (see Figure 3).

When you're sitting, your feet should be flat on the floor and your knees should be slightly lower than your hips. Use a footrest if you think you'd be more comfortable.

A correctly adjusted chair will give you good support for your lower back. Hardback, upright chairs or straight-backed rocking chairs are better for your posture than low, soft, upholstered chairs or sofas.

Good posture – when standing, sitting or lying down – can often ease or even help to avoid neck problems.

Figure 3. Pay special attention to the position of your back when at work



Using back supports can help your posture when sitting at home, at work or in the car. If you do a lot of reading, having the book or papers on a reading frame will often help to correct your posture.

If you use a desk at home or at work, you should check that the desk and computer screen aren't too low and that your head isn't bent forwards for long periods; as this can stretch your neck and may cause muscle pain. You should also check that your mouse and keyboard are comfortably positioned in relation to the screen.

Neck pain information booklet

Regularly getting up to stretch and walk around will also help relieve tension and prevent aches and pains.

Some employers have occupational health specialists who can check that workstations are set up according to individual needs. Make sure you don't spend a long time with your neck twisted sideways or cradling the telephone with your shoulder. If you find that this is happening to you, speak to your employer as they should be able to provide you with a headset.

Sleep

If your pillow is too firm or thick, it can make neck pain worse. Changing the number or position of pillows may be helpful. Your head and neck should be supported so your head is level with your body in a neutral position (see Figure 4). The pillow should fill in the natural hollow between the neck and shoulders – a soft or moulded pillow may be useful, or a supportive roll inside your pillow case can support the hollow of your neck.

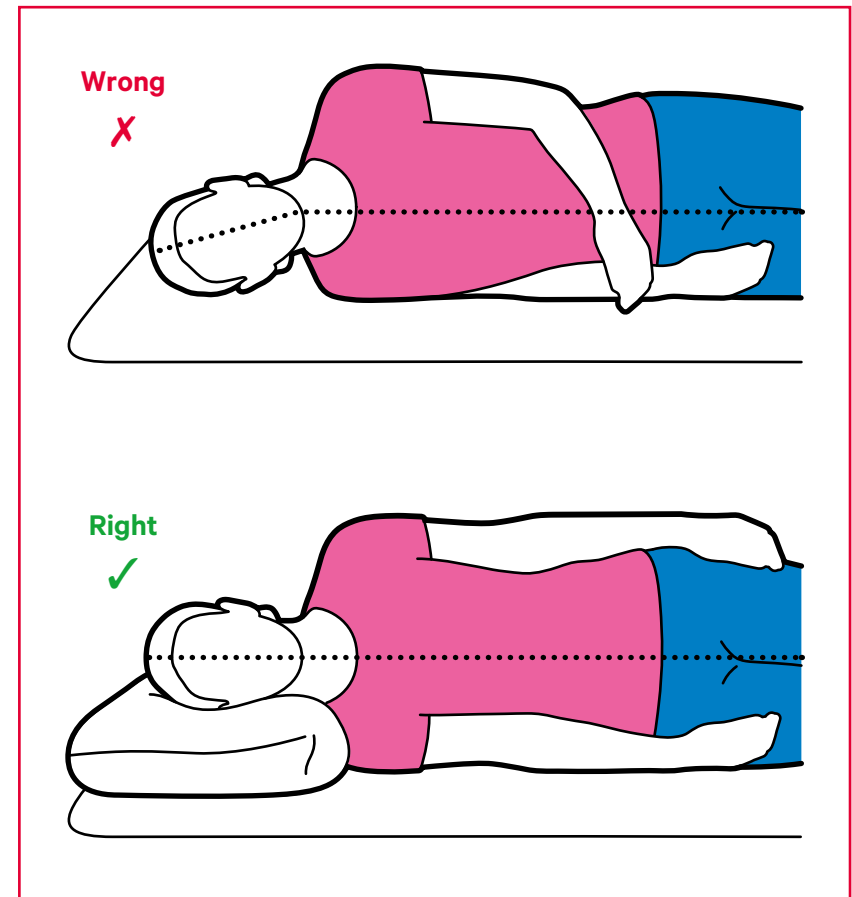
If your mattress doesn't give your back proper support, it can also make neck pain worse. You may want to consider replacing it if it's old or uncomfortable.

If you have trouble sleeping, you should try to wind down before bed. You can do this by having a hot bath, listening to the radio or reading a book. Some people also find keeping a sleep diary particularly useful. Try different things and see what works best for you.

If night-time pain is making it difficult for you to get to sleep, you can take a painkiller, such as paracetamol, before you go to bed. It's unlikely to last through the night but should ease pain for long enough for you to go to sleep.

If all else fails, you might benefit from discussing your sleeping patterns with your doctor or a sleep expert.

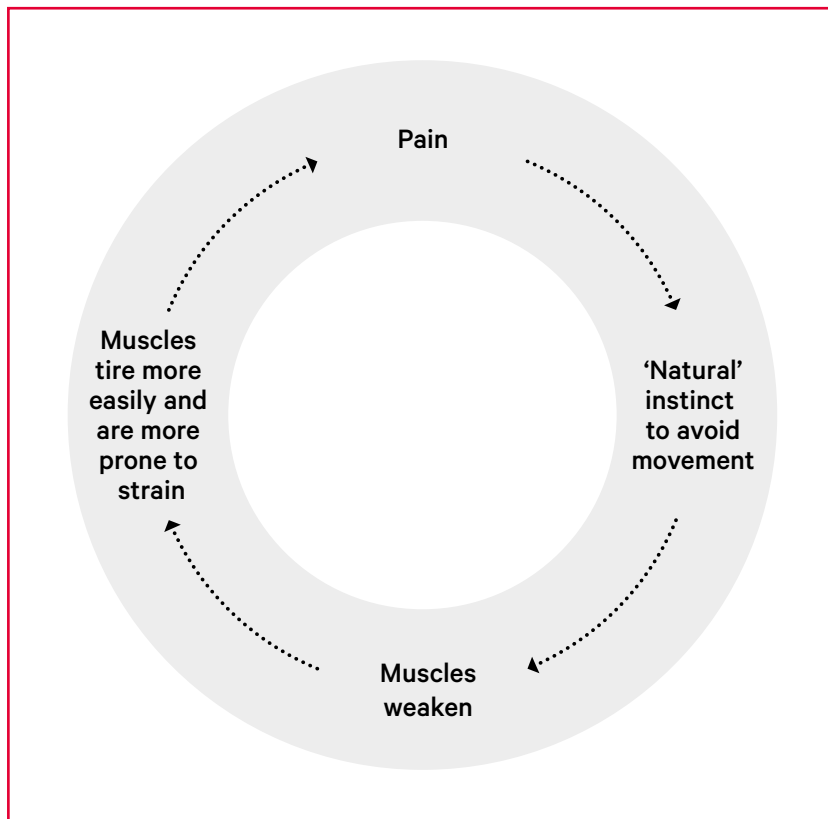
Figure 4. Examples of good and bad sleeping positions



Why does neck pain become persistent?

In some cases, persistent neck pain has a specific cause, such as a damaged facet joint or disc. However, neck pain quite often continues even after the original problem has settled down. Lack of movement can cause your neck muscles to become weak and stiff. They will then tire more easily and will be more likely to hurt when you move them (see Figure 5).

Figure 5. The pain cycle



Over time you may start avoiding more and more activities and this can start to affect your work, social life, personal relationships, hobbies and interests.

As you do less of the things you enjoy and start to lose confidence you may start to feel anxious or depressed. You may feel that family members and medical professionals appear unhelpful or unsympathetic. If you're anxious or depressed, you may not feel like exercising or doing everyday activities, so your muscles become weaker still, and so it goes on.

This can happen to anyone, and the longer it continues the harder it'll be for you to recover your movement, activities and confidence. See the self-help tips in 'What can I do to help myself?' to prevent or break this pain cycle.

What if neck pain is affecting my work?

Overall, getting back to work sooner rather than later is helpful for most people. In the past, people were advised to rest up in bed, but we now realise that it does more harm than good. It's much better to keep moving, even if you need to take some painkillers to allow you to do so.

Most people are able to return to work within 2–3 days, although this varies from person to person and depends on the type of job you do.

You don't need to wait until your neck problem has gone. In many cases, the longer you're off work the more likely you are to develop longer-term problems and the less likely you are to return to work.

It's important to keep in contact with your employer and discuss what can be done to help you return to work. If your work involves physically demanding tasks, you might find it useful to work shorter hours or move to more desk-based duties for a couple of weeks.

If you have an occupational health adviser at your workplace, they can help advise what work you are fit to do and arrange any simple adjustments to help you to cope.

If you are having difficulties travelling to or from work or need an item of equipment, the Government's Access to Work Scheme might be able to help:
www.gov.uk/access-to-work



If you are unable to get back to work after two weeks of absence because of your neck pain, you should talk to your doctor and employer about getting physiotherapy or other treatments that can get you moving again.

You can get further advice through your local Jobcentre Plus and the Government's Fit for Work website:
www.gov.uk/government/collections/fit-for-work-guidance



Most neck problems can be diagnosed from your symptoms and a simple physical examination, without the need for any tests.

How are neck problems diagnosed?

Most neck problems can be diagnosed and treated based on your symptoms and a simple examination, and it's unlikely that you'll need any special tests. Occasionally, your doctor may ask you to have an x-ray, a blood test or an MRI scan to rule out other important causes of neck pain.

What treatments are there for neck pain?

Simple self-help treatments and a day or two's rest are often enough to clear up a spell of neck pain. But if you have a more complex or a continuing neck problem, a healthcare professional will be able to recommend other treatments and therapies that should help. If your pain isn't settling, your doctor may also be able to prescribe stronger painkillers, although these aren't suitable for everyone.

Physical treatments

Physiotherapists, chiropractors and osteopaths are all trained to treat neck problems. Treatment carried out by one of these therapists, along with home exercises, are often all that's needed. They can suggest general or specific stretching and strengthening exercises for the neck.

It's important to make sure that any physical treatments are given by qualified practitioners who are registered with the relevant body.

Neck pain information booklet

Manipulation

Manipulation is a type of manual therapy used to adjust parts of your body to treat stiffness. It can be uncomfortable at the time, so it's important to understand what's involved. Make sure you discuss your condition with your therapist and explain what symptoms you have been experiencing. This will enable them to make a more informed decision on what types of treatments you are most likely to benefit from.

It's also a good idea to seek advice from a healthcare professional before you try manipulation as, even though some people report to have benefitted from it, it's not suitable for everybody. If you have a condition such as **osteoporosis**, some therapies won't be recommended.

The Alexander technique

The Alexander technique is a method of teaching bodily awareness and reducing unwanted muscle tension. A qualified teacher will advise you on your standing and sitting posture and your patterns of movement. Some physiotherapists are trained in this technique, but it's not always available on the NHS.

If you have spinal problems, such as a slipped disc, this technique might not be suitable for you.

Transcutaneous electrical nerve stimulation (TENS)

A TENS machine is a small battery-driven machine which may help to reduce pain. Small pads are placed over the painful area and low-voltage electrical stimulation produces a pleasant tingling sensation. It's suggested that this can interfere with pain signals from the nerves to the brain. You can buy TENS machines from pharmacies, but your physiotherapist may be able to let you borrow one to try first.

Collars

Some people find a special collar helpful to support the neck in cases of more serious or complex health problems. They are not routinely required.





Radiofrequency denervation is only considered after other treatments have failed and steroid injections have successfully reduced your neck pain for a short period of time. It's aimed at being a longer-term solution to persistent pain as regular steroid injections are no longer advised.

Surgery

Surgery is only rarely needed. It may be helpful if a nerve or the spinal cord is being squeezed and is causing weakness in the arm or severe pain that won't go away. The surgeon will ask for a scan to look at the nerves and bones before discussing the pros and cons of surgery with you and whether to go ahead with an operation.

Drug treatments

Amitriptyline

If over-the-counter painkillers alone aren't effective, you may be prescribed an additional medication called amitriptyline. This is also prescribed as an anti-depressant drug, but in lower doses it can be used to relax muscles and improve sleep.

You shouldn't take amitriptyline if you have glaucoma, prostate problems or urinary retention.

For more information see the [Versus Arthritis booklet: Amitriptyline](#)



Gabapentin/Pregabalin

Gabapentin and pregabalin aren't usually given as an initial treatment for 'ordinary' neck pain. However, if a pinched nerve in your neck is causing discomfort in your arm or arms, then these drugs can help by reducing nerve irritation. Depending on what drug you're taking, you may need to trial it for a period of three to eight weeks to begin with. As with all drugs there can be side-effects, so they won't be suitable for everyone. You should discuss this with your doctor.

Acupuncture

During a session of acupuncture, very fine needles are inserted, virtually painlessly, at a number of sites on the skin. These are not necessarily at the painful area. Acupuncture seems to relieve pain in the short term by interfering with the signals to your brain and by causing the release of natural painkillers, known as endorphins.

Injections

In a very small minority of cases, especially if you have continuing pain in the back of your head or arm, a long-acting local anaesthetic or a steroid injection may help. The injection is usually given into the small facet joints of your neck. These injections tend to be given in an x-ray department so that the specialist can position the needle precisely.

Radiofrequency denervation

Radiofrequency denervation may help with long-term neck pain that originates from your facet joints. The procedure uses electrical currents produced by radio waves to heat up the tip of a needle. This is then used to stop nerve endings sending pain signals to your brain.

What other help is available?

If your neck pain continues despite treatment and is affecting your day-to-day activities or perhaps is affecting your mood, a pain management programme may help you. These programmes focus on improved coping techniques and better long-term self-management strategies.

While they won't cure the pain, they should help you to have a better quality of life in spite of the pain. Pain management programmes are generally outpatient group sessions run by a team of healthcare professionals including doctors, physiotherapists, psychologists and sometimes nurses, occupational therapists and other specialist clinicians.

Make sure you talk to your doctor as they may be able to refer you for a pain management programme if they think you would benefit from it.

Yoga, Pilates and other similar classes are a great way to keep fit while simultaneously improving your wellbeing.

You can find more information about pain management on our website. The advice is aimed at people with arthritis, but the information can be useful if you have any type of joint pain. If you have any questions or want to talk to someone about neck pain, you can try giving our helpline a ring on 0800 5200 520 for free.

Short spells of neck pain can often be managed with over-the-counter painkillers and some simple exercises.



Research and new developments

Research has helped us to understand the make-up and function of the discs between our vertebrae and has demonstrated that inherited factors affect the normal wear of the spine. Research has also shown that acupuncture can be an effective treatment for back and neck pain.

Discoveries about the effect of stress, anxiety and depression as well as the importance of exercises, are changing the way doctors think about neck pain. This will be improved further as a result of ongoing research to monitor the differences in musculoskeletal care across the UK.

Glossary

Ankylosing spondylitis

Ankylosing spondylitis is a long-term condition that affects your spine. It can also cause inflammation in large joints.

Cartilage

Cartilage is tissue that covers the ends of the bones in your joints. It helps your bones slide over one another as you move.

Inflammation

Inflammation is the body's attempt to heal itself after an infection or injury. It increases the flow of blood and fluid to the affected area making it swollen, red, painful and hot.

Ligaments

Ligaments are bands of fibrous tissue that are attached to your bones and hold your joints together.

Non-steroidal anti-inflammatory drugs (NSAIDs)

Non-steroidal anti-inflammatory drugs (NSAIDs) are drugs given for different kinds of arthritis that reduce inflammation and control pain, swelling and stiffness. Common examples include ibuprofen, naproxen and diclofenac.

Osteophyte

An osteophyte is a small lump of new bone that grows at the edges of a bone in a joint. They're not usually painful but may be troublesome if they press on a nearby nerve.

Osteoporosis

Osteoporosis is a condition where your bones become weaker and more fragile. This means they can break or fracture more easily.

Physiotherapy

Physiotherapy is a therapy given by a trained specialist, known as a physiotherapist. It's a combination of exercise, massage and other techniques to ease your pain and help your muscles and joints move more easily.

Pilates

Is a form of exercise that aims to improve your posture, balance, strength and flexibility.

Spondylosis

Spondylosis causes the bones, discs and other tissues in your spine to thin. This can all reduce the space between the bones.



Useful addresses

British Chiropractic Association

Phone: 01506 639607

www.chiropractic-uk.co.uk

British Medical Acupuncture Society

Phone: 01606 786782

www.medical-acupuncture.co.uk

Chartered Society of Physiotherapy

Phone: 020 7306 6666

www.csp.org.uk

General Osteopathic Council

Phone: 020 7357 6655

www.osteopathy.org.uk

Royal College of Occupational Therapists

Phone: 020 7357 6480

www.cot.co.uk

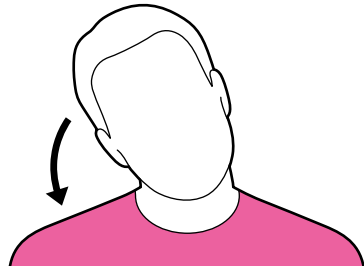
Society of Teachers of the Alexander Technique

Phone: 020 8885 6524


www.alexandertechnique.co.uk

Stretching and strengthening exercises

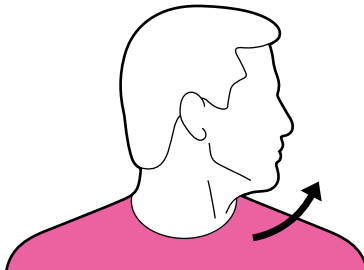
We recommend that you repeat these exercises twice a day. Seek medical advice if you feel dizzy doing any of these exercises. Stop if the exercises cause pain or arm symptoms. Don't force the movement beyond what feels natural to your neck. Complete them slowly with controlled movement.



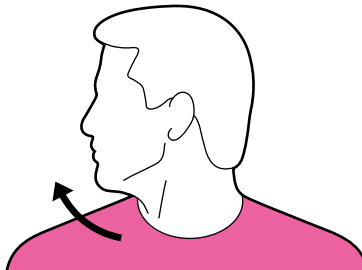
Neck tilt (side to side): It's best to sit down for this exercise to help you balance. Tilt your head down towards your shoulder, leading with your ear.



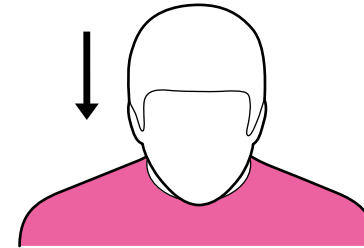
Gently tense your neck muscles and hold for five seconds. Return your head to centre and repeat on the opposite side. Repeat five times on each side.



Neck turn: It's best to sit down for this exercise to help you balance. Turn your head towards one side, keeping your chin at the same height. Gently

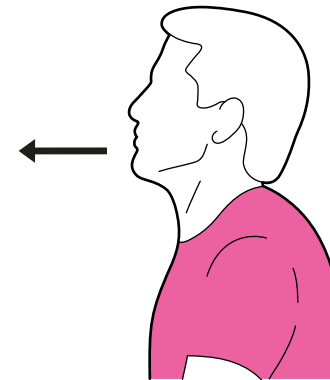


tense your neck muscles and hold for five seconds. Return your head to the centre and repeat on the opposite side. Repeat five times on each side.

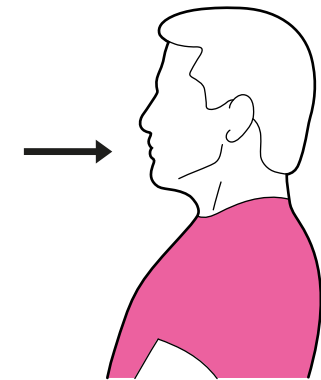


Neck tilt: Sit or stand, keeping a good posture. It's best to sit down if you have trouble balancing. Tilt your head down

to rest your chin on your chest. Gently tense your neck muscles and hold for five seconds. Repeat five times.



Neck stretch: Sit or stand with good posture. It's best to sit down if you have trouble balancing. Keeping the rest of the body straight, push your chin forward so your throat is stretched.



Gently tense your neck muscles and hold for five seconds. Return your head to the centre and push it backwards keeping your chin up. Hold for five seconds. Repeat five times.

Where can I find out more?

If you've found this information useful, you might be interested in other titles from our range. You can download all of our booklets from our website www.versusarthritis.org or order them by contacting our Helpline. If you wish to order by post, our address can be found on the back of this booklet.

Bulk orders

For bulk orders, please contact our warehouse, APS, directly to place an order:

Phone: 0800 515 209

Email: info@versusarthritis.org

Tell us what you think

All of our information is created with you in mind. And we want to know if we are getting it right. If you have any thoughts or suggestions on how we could improve our information, we would love to hear from you.

Please send your views to bookletfeedback@versusarthritis.org or write to us at: **Versus Arthritis, Copeman House, St Mary's Court, St Mary's Gate, Chesterfield, Derbyshire S41 7TD.**

Thank you!

A team of people helped us create this booklet. We would like to thank Louise Waters, Dr Louise Warburton and Dr Karen Walker-Bone for helping us review this booklet.

We would also like to give a special thank you to the people who shared their stories, opinions and thoughts on the booklet. Your contributions make sure the information we provide is relevant and suitable for everyone.

Talk to us

Helpline

You don't need to face arthritis alone. Our advisors aim to bring all of the information and advice about arthritis into one place to provide tailored support for you.

Helpline: 0800 5200 520

Email: helpline@versusarthritis.org

Our offices

We have offices in each country of the UK. Please get in touch to find out what services and support we offer in your area:

England

Tel: 0300 790 0400

Email: enquiries@versusarthritis.org

Scotland

Tel: 0141 954 7776

Email: scotland@versusarthritis.org

Northern Ireland

Tel: 028 9078 2940

Email: nireland@versusarthritis.org

Wales

Tel: 0800 756 3970

Email: cymru@versusarthritis.org

Neck pain

Neck pain is a very common problem and most of us will have it at some point in our lives, but it doesn't usually have a serious medical cause. In this booklet we explain what can cause neck pain, how it's treated and how you can help to avoid having longer-term problems with your neck.

For information please visit our website:

versusarthritis.org

0300 790 0400

f /VersusArthritis

t @VersusArthritis

@VersusArthritis

FAMILIES
FRIENDS
DOCTORS
RESEARCHERS
SUPPORTERS
FUNDRAISERS
VOLUNTEERS
VERSUS
ARTHRITIS

© Versus Arthritis 2020



VA2024